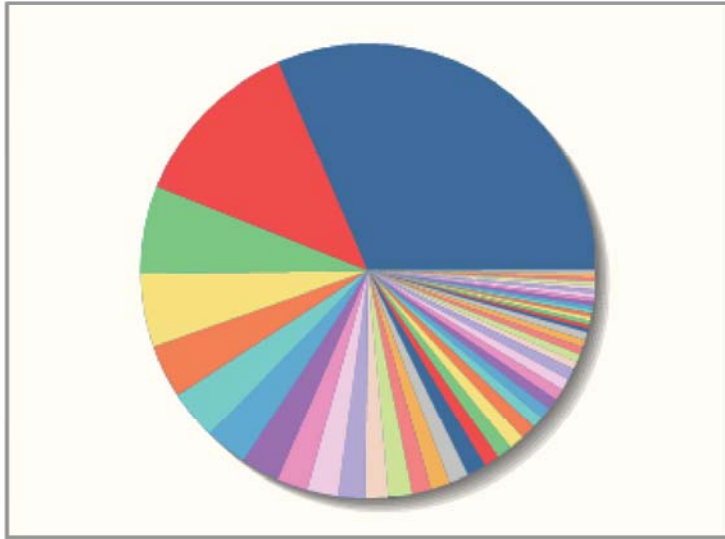

































# Number of XP machines per District

district



	district	Cou...	Perce...
■	WNRYRI C-Iroqu	115	31.4%
■	WNRYRI C-Hambu	46	12.6%
■	WNRYRI C-SPoin	23	6.3%
■	WNRYRI C-Horne	19	5.2%
■	WNRYRI C-BRich	14	3.8%
■	WNRYRI C-cvall	13	3.6%
■	WNRYRI C-Lacka	11	3.0%
■	WNRYRI C-JTown	10	2.7%
■	WNRYRI C-SWest	8	2.2%
■	WNRYRI C-angol	8	2.2%
■	WNRYRI C-clake	7	1.9%
■	WNRYRI C-Clymer	6	1.6%
■	WNRYRI C-Front	6	1.6%
■	WNRYRI C-CABoces	5	1.4%
■	WNRYRI C-SGriff	5	1.4%
■	WNRYRI C-E1BCampus	5	1.4%
■	WNRYRI C-Fillm	5	1.4%
■	WNRYRI C-Csufsd	4	1.1%

	district	Cou...	Perce...
	WNYRIC-Alfre	4	1.1%
	WNYRIC-E2CCB	4	1.1%
	WNYRIC-NFane	4	1.1%
	WNYRIC-Gowan	3	0.8%
	WNYRIC-Pratts	3	0.8%
	WNYRIC-ONBOCES	3	0.8%
	WNYRIC-NTona	3	0.8%
	WNYRIC-Gisla	3	0.8%
	WNYRIC-Wells	3	0.8%
	WNYRIC-Ellic	2	0.5%
	WNYRIC-Wilso	2	0.5%
	WNYRIC-Akron	2	0.5%
	WNYRIC-Pione	2	0.5%
	WNYRIC-Ripley	2	0.5%
	WNYRIC-CRush	1	0.3%
	WNYRIC-Lyndo	1	0.3%
	WNYRIC-Ncoll	1	0.3%
	WNYRIC-OPark	1	0.3%
	WNYRIC-LPort	1	0.3%
	WNYRIC-EAuro	1	0.3%
	WNYRIC-Hinsd	1	0.3%
	WNYRIC-E1B-CareerCenters	1	0.3%
	WNYRIC-Avoca	1	0.3%
	WNYRIC-Alleg	1	0.3%
	WNYRIC-Sherm	1	0.3%
	WNYRIC-HPort	1	0.3%
	WNYRIC-Frews	1	0.3%
	WNYRIC-Frank	1	0.3%
	WNYRIC-screek	1	0.3%
	WNYRIC-wfield	1	0.3%
	WNYRIC-Fredo	0	0.0%

district

WNYRIC-Akron  
WNYRIC-Akron  
WNYRIC-Alfre